

English

Monday 9th November 2020

The theme for our work this week will be 'Remembrance' and we will be using the brilliant book 'Finding Winnie' by Lindsay Mattick.



Today's activities

IMPORTANT! Parent or Carer –
Please read this page with
your child and check that
you are happy with what
they have to do and with any
weblinks or use of the Internet
required.



1. Think about a story

You will begin by making predictions about our story and thinking about whether it is fiction or non fiction.

2. Story time


You will look at some key words to help you understand the story. Then you will listen to the story and think of some questions you want to ask.

3. Grammar

You will learn about prepositions and then use your learning to describe a picture.

4. Let's Write

You will think about the story and answer some key questions based on the text. You will write in full sentences using capital letters and full stops.



Story Time

Activity 1: Think about a story

Your Task:

Look at this picture. It is on the front cover of my copy of the book. What do you think this story is going to be about?

Do you think this will be a fiction (made up) story or a non-fiction (true) text?

Answer questions 1 and 2 on the sheet on the next page – or just use paper.

Remember to write your answers in full sentences using capital letters and full stops.



L.O. To make predictions



Look at this picture from the front cover of the book. Now answer the questions below.

What do you think this story is about? Why do you think that? Use the word **because** in your answer.

Do you think this will be a fiction (made up) story or a non-fiction (true) text? Why do you think that? Use the word **because** in your answer.

Who is the 'World's Most Famous Bear'?

Do you think you will enjoy reading this story? Why?


Remember, you can write ideas on paper. You don't need to print anything.

All your answers should be written in full sentences. Try to use the words from the question to help you:

I think that this story is about
because

Story Time

Activity 1: Think about a story



Now look at this cover. What do you think the book will be about now? Are there any clues on the cover to help you?

Who is the 'World's Most Famous Bear'?

Add your ideas to the on the sheet on page 4.

What does genre mean?

A genre is a category of literature based on subject matter or form.

Each literature genre has its own set of features and characteristics. Two main genres in literature are fiction and non-fiction. There are many genres of literature that are either fiction or non-fiction.

A story that is **NOT** based on true events is called a fiction story. A story or information based on **TRUE EVENTS** or **FACTS** is called non-fiction.

Finding Winnie: The True Story of the World's Most Famous Bear is a true story based on real events. We call this genre of literature narrative non-fiction. It tells a story, but it also gives factual information.



©Kirsten Tulsian

Learn Screen

All about genres

Read the information about genres and talk about it with your grown up. Were your ideas right?



Did you work out that this story is all about the real Winnie the Pooh?

Learn Screen

Winnie the Pooh



The blurb on the back of the book says:

Before there was Winnie the Pooh, there was a real bear named Winnie.

When soldier Harry Colebourn sees a bear cub on a train platform, he knows he can't leave her behind.

But little does Harry expect that Winnie will go on to win not just his heart, but hearts all over the world, including those of a little boy named Christopher Robin Milne and his father.

This is the true story of two very special friendships and of how the world came to know and love Winnie the Pooh.

How do you feel about reading this story? Add your ideas to the work on page 5

Learn Screen

Key words

These words will help you understand the story.



Choose 3 words and write them in sentences of your own.

nuzzle	to burrow or snuggle with the nose or snout
trapper	a person who traps animals for their fur
veterinarian	an animal doctor
vegetarian	a person or living creature who does not eat meat
regiment	a unit of ground forces in the military
remarkable	worthy of attention; extraordinary
voyage	a long journey to a distant place

Story Time 2

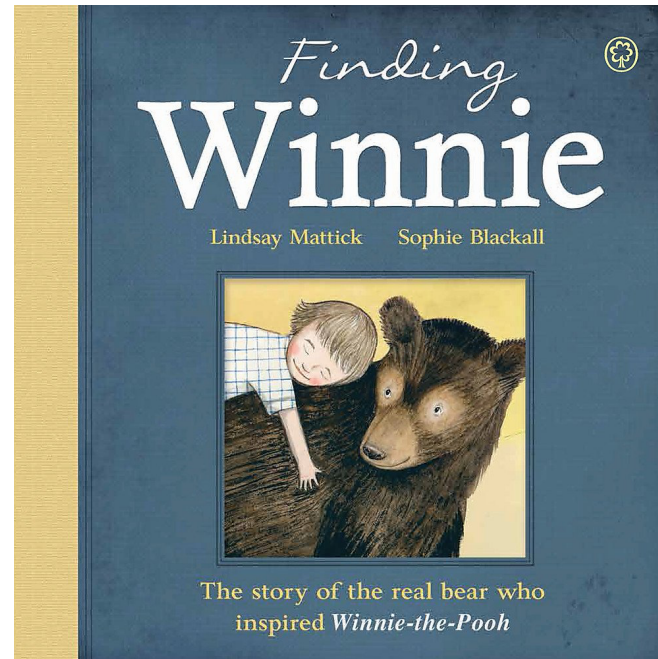
Activity 2: Listen to the story

Your Task

Listen to Mrs Riley reading the story using the link to the video on our home leaning page. As you listen I want you to think of 3 questions that you want to ask about the text. Record your answers on the sheet on the next page or just write them on paper. We will try to answer them as we go through the week.



The story begins in a place called Winnipeg in Canada. Can you find Winnipeg on a map? .



Questions I have... Answers I found!

Good Readers ask questions!

As you read, record your questions.

When you find the answer, write it in the box!

My Question is:

The Answer is..

Remember, you can write your answers on paper. You don't need to print anything.



Learn Screen

Description



This is how the author describes Harry's journey. She is trying to show that the journey took a long time. Harry ate dinner, saw sunset, saw the hands of the clock show 10 o'clock, went to sleep and then woke up the next day and was still travelling.

The author uses lots of prepositions in this description. Look at the next screen to learn all about them.

The train rolled right through dinner and over the sunset and around ten o'clock and into a nap and out the next day...

Learn Screen

Prepositions

Describing where things are, we use **prepositions** to help us be specific.

*in on under above below inside
next to between underneath beside
through with over behind
in front of on top of from*

I used prepositions to describe what I could see in this picture:

The train sat on the tracks next to the platform.
The old trapper sat on the bench.
The little bear sat on the floor behind the bench.



Describe a picture

Activity 3: Descriptive writing using prepositions



Your Task:

1. Look carefully at the picture. What can you see? Make a list of ideas. *Don't forget to include everything -even the sky and ground. Use lots of adjectives (describing words).*

2. Choose one of the things going on in the picture and write a sentence about it that includes a prepositional phrase: *The soldiers sat on benches.*

3. Now do the same for all the other things you spotted. Try to use a different preposition in each sentence.

4. Can you use two prepositions in the same sentence? *The soldiers sat next to each other on the long wooden benches.*



Try to include lots of adjectives in your sentences.

Let's write

Activity 4 – What do we know about the story?



Your Task

Listen to the story again. Think about:

Who is this story about?

What is this story about?

When did this story take place?

Where did this story take place?

Think carefully about this. Was there more than one place?

Why did Lindsay Mattick write this story?

How is Harry Colebourn related to the author?

Then write your answers to each question in full sentences.

There is a template on the next page that you can use or you can just use paper – there's no need to print anything.



Name: _____ Date: _____

Finding Winnie: The True Story of the World's Most Famous Bear
By Lindsay Mattick

WHO is this story about?

WHAT is this story about?

WHEN did this story take place?

WHERE did this story take place?

WHY did Lindsay Mattick write this story?

HOW is Harry Colebourn related to the author?



Check and Edit

Activity 5: Proof read your work



Your Task

Now you have finished the tasks, please spend around 5 minutes reading through your work to check for:

- missing capital letters and full stops
- incorrect spellings
- that it makes sense
- if you want to add any adjectives or use more interesting vocabulary
- if you want to add another sentence with an asterisk or change something.



Well done Year 2. You
are all superstars
Send in any photos of
the work you do to:
[year2@st-jo-
st.dudley.sch.uk](mailto:year2@st-jo-st.dudley.sch.uk)



Bella has
made
friends with
some of the
characters
from Winnie
the Pooh!

★
You
Are
Amazing!